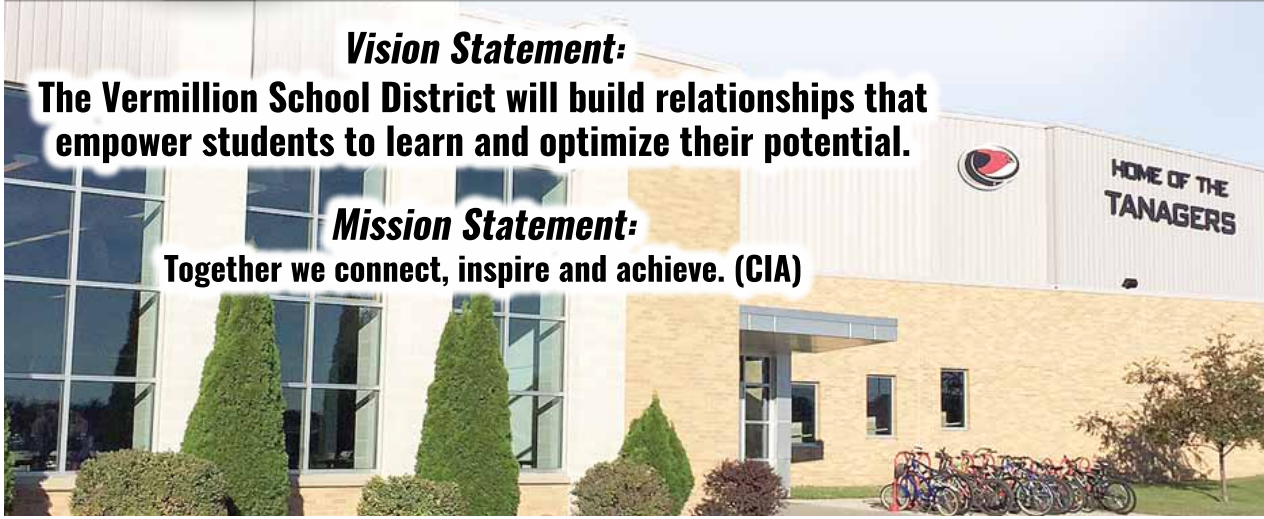




ANNUAL REPORT

Vermillion School District • www.vermillion.k12.sd.us



Vision Statement:

The Vermillion School District will build relationships that empower students to learn and optimize their potential.

Mission Statement:

Together we connect, inspire and achieve. (CIA)



Sincere Thank You!

The Vermillion School Board and the entire school staff would like to extend a heartfelt THANK YOU to our community for all of the support you provide our school and our students. Whether you are a business partner, a volunteer, a taxpayer, a parent or a student your contributions to our school are not unnoticed. We are fortunate to live in a community who values education and that provides added value to the educational experience. We strive each day to prepare students to be college, career, and life ready. Again, thanks for supporting your local school and we appreciate all you do for us!

Student Life: Academic and Extracurricular Offerings at Vermillion School District

Elementary

- After School Academic Programs
- All Day, Every Day Kindergarten
- Amplified Classrooms
- Breakfast and Lunch Programs
- Dedicated Computer Labs
- Early Childhood Programs
- Guidance and Counseling
- Physical Education
- Junior Achievement
- Junior Kindergarten
- Library
- Pre-school Programs
- Robotics Club
- Rtl Instruction in Reading
- SMART Program
Stimulating Maturity through Accelerated Readiness Training
- Vocal
- STREAM Labs

Middle School

- Advisor/Advisee Program
- Art
- Athletic Program
- Geography Bee
- Homework Study Hall After School Program
- Instrumental and Vocal Programs
- Junior Achievement
- Math Counts
- Robotics Club
- Science Olympiad
- Spelling Bee
- Student Council
- "Student of the Month" Awards
- Show Choir

High School

- AP Classes
- Art
- Band
- Building Trades
- Career and Technical Education
- Chorus
- Debate
- Dual Credit Classes
- Drama
- German
- iPad tablets for all students
- Mentoring
- Misc. Clubs
- National Honor Society
- Newspaper
- Oral Interp
- Residential Construction
- Robotics Club
- School and Club Sponsored Athletics
- Show Choir
- Spanish
- Student Council
- Volunteer Opportunities
- Yearbook

2018 District Snapshot

- Area in sq. miles: 179
- K-12 Enrollment: 1259 Full-time students, 1294 with part-time
- Percent Eligible for Free/Reduced Lunch: 31%
- Percent of Students Receiving Special Education Services: 12%
- Students Transported Daily: 300
- Certified Staff to Student Ratio: 1:12
- Primary Grades Average Class Size: 17
- Elementary Grades Average Class Size: 21
- District Attendance Rate: 96%
- District Graduation rate: 90%
- Number of 2017 Graduates: 93
- 2 Elementary Schools
- 1 Middle School
- 1 High School
- 1 Alternative School
- 1 Central Administration

2018 Staff Information

- Certified Instructors: 102
- Average district teaching salary: \$44,100
- Starting teacher salary: \$39,080
- Average years of teacher experience: 14
- Teachers with advanced degrees: 60%
- Highly qualified teachers: 98%

For more information regarding the Vermillion School District:
Internet: www.vermillion.k12.sd.us
Phone: 605-677-7000 - Visit our schools

ADVANCED PLACEMENT AND DUAL CREDIT

Vermillion High School had 75 students take advanced placement classes during the past school year. Of that number, 56 students enrolled in the concurrent credit option offered through Mt. Marty College. Concurrent credit denotes college credit granted for a high school course in which the course syllabus is approved by the post-secondary institution and the instructor is certified as adjunct faculty at the institution.

For many years, Vermillion High School has offered students traditional dual-credit opportunities in a number of courses, in which the student attends the class on campus, paying full tuition and fees for the course. These courses were provided through our close association with the University of South Dakota as well as other colleges and post-secondary institutions. In addition, through the SDDOE and SDBOR "dual credit for reduced tuition" program, both online and on-campus courses are available to students at a number of institutions at a reduced tuition cost of \$48.33 per credit hour. In addition, concurrent credit courses may be offered at the school site for college credit. Students must receive a passing grade in an approved college-level course taught by a teacher with a minimum of a master's degree in their specialized field. Fourteen students took multiple courses each semester.

CAREER AND TECHNICAL EDUCATION

Vermillion has provided state approved technical course offerings in art, business, technology, family and consumer science, and industrial technology.

Vermillion school initiatives have changed regarding the preparation of students in career and technical education. Vermillion continues to add internship opportunities and has partnered with local contractors to increase building trades opportunities.

Class of 2018

- 21 Regents Scholars
- 13 Opportunity Scholars
- 26 Honor Students – 3.5 GPA at the conclusion of high school
- 1 National Merit Finalist

STREAM Lab Provides Technology Skills

Jolley Elementary was fortunate to receive the Classroom Innovation Grant during the 2017 school year. Through the grant, Jolley Elementary has built a state of the art STREAM Lab and strengthened the partnership with the University of South Dakota. Every Tuesday, Dr. Daniel Mourlam teaches TET 200 in the lab. The class consists of roughly 25 Education Majors. These students create lesson plans and activities using the equipment in the STREAM Lab. The TET 200 students implement the activities with our 2nd and 3rd grade students. Within the lab all our students and teachers have access to coding equipment, 3D printing, circuits, Lego Education, Osmos, Spheros, stop motion cameras, and many more educational items.

Austin Elementary has also developed their own STEAM Lab for the K-1 students. Teachers and students use the tools to engage students in early technology skills and provide interaction with new educational programs.

2017-18 School District Finances

	Revenue	Expenditures
General	\$ 8,977,403	\$ 9,118,630
Capital Outlay	\$ 2,170,463	\$ 1,453,075
Special Education	\$1,384,197	\$ 1,525,339
Pension	\$ 646	\$ 216,793
Bond Redemption	\$ 278,060	\$ 267,797

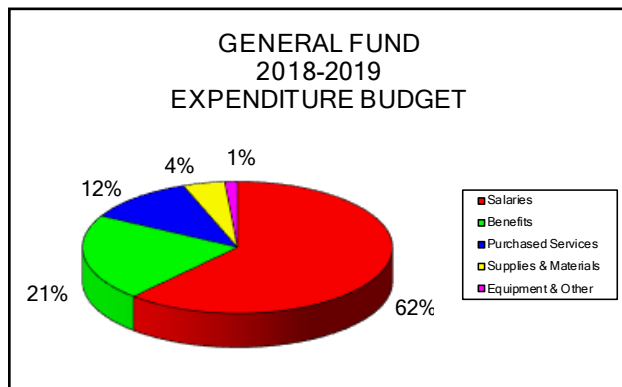
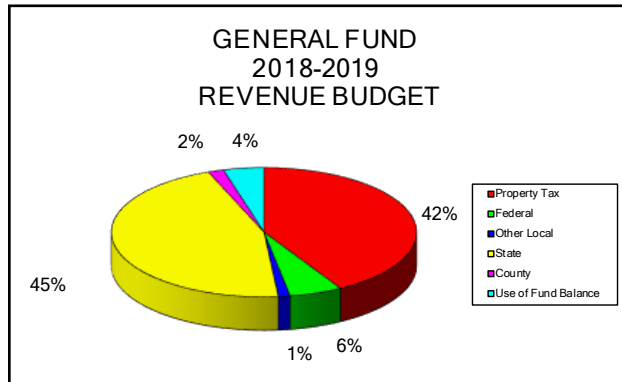
The South Dakota Department of Education maintains financial information of school districts on a year-to-year basis. One area of financial information that is maintained by DOE is the cost to educate a child each year which includes general fund and some funding in the capital outlay area. The latest information presented by the Department of Education is 2017-18. During this school year the Department of Education determined that it cost \$8803 to educate one child in the Vermillion School District. This amount ranks 115 out of the total 151 school districts in South Dakota which indicates that the cost to educate a child in the Vermillion District is less than 114 other districts in the state during the 2017-18 school year.

State Assessment Report

The South Dakota Department of Education currently administers standardized assessments in Math and English Language Arts (ELA) in grades 3-8 and 11, and Science in grades 5, 8, and 11. Math and ELA assessments are administered through the Smarter Balanced Assessment Consortium (SBAC). Currently the Science assessment continues to be the Dakota Step (DSTEP) assessment. Vermillion School students continue to rank above the state average on the SBAC assessment.

All Tax Funds

Revenues		Expenditures	
Property Tax	7,037,680	Salaries	6,895,913
Other Local	151,500	Benefits	2,389,968
County	155,000	Purchased Services	1,853,019
State	4,483,254	Supplies & Materials	1,148,482
Federal	672,492	Equipment & Other	420,515
Use of Resources	1,104,336	Debt	896,365
Total	13,604,262	Total	13,604,262



School District Connected Full and Part-Time Personnel

School Board Members	5
Administrators	8
General:	1
Special Education:	
Teachers	78
General	2
Pre-school	6
Title I	2
Title IIA	14
Special Education	
Classified (Secretaries, Aides, Maintenance)	27
General	17
Special Education	2
Early Childhood	
Coaching Only	18
Beyond School Adventures	
Director	1
Student Supervisors	20
Lunchtime Solutions	
Director	1
Workers	13
ABC Bussing	
Director	1
Regular Drivers	7
Substitute Drivers	6
Total District Connected Full and Part-time Personnel	229

School District Enrollment

Pre-school (Not included in count)	47
Early Childhood (Not included in count)	13
K	134
1	109
2	95
3	81
4	90
5	104
6	95
7	97
8	105
9	103
10	87
11	93
12	101
Other	4
*Total	1294

*Totals include part time home school students

Vermillion School's Tradition of Success

As we enter the 2018-19 school year the Vermillion Schools continue to be progressive and innovative in delivering educational services and opportunities to our students. Vermillion School's tradition of success has been primarily due to the outstanding people that make up our school district.

Student enrollment continues to climb for a second year, currently slated at 1259 students K-12. We also offer services for early childhood and preschool programs. Providing rigorous curriculum and diverse course offerings that challenge and prepare our youth remains the commitment of the District.

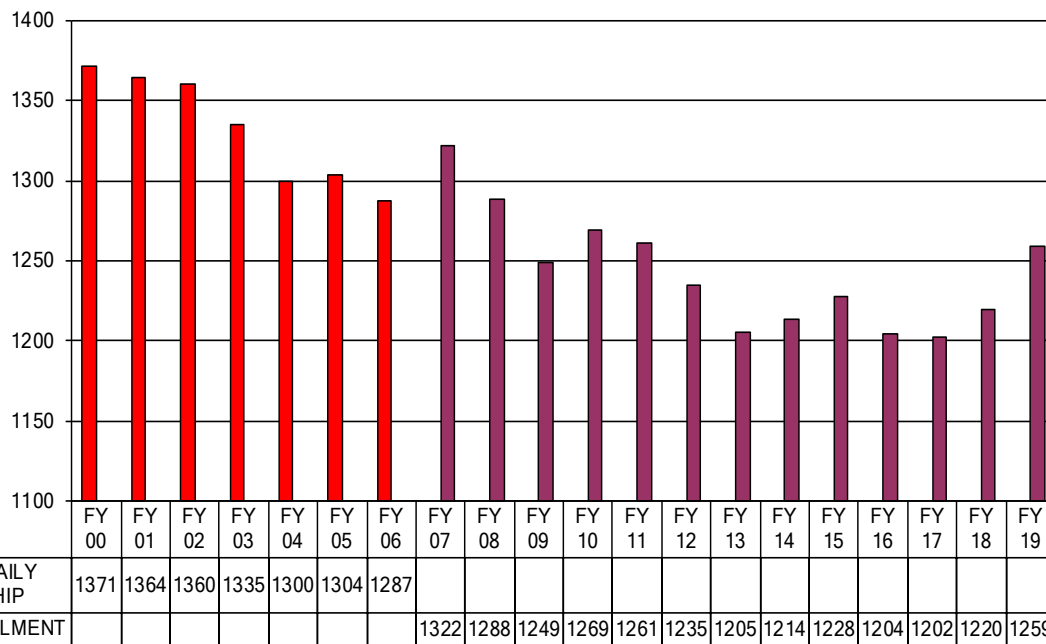
Our students strive to do their very best whether in the classroom or participating in activities. Our parents and community members provide exceptional support necessary to inspire our students and the resources to make sure our students have a broad range of experiences. We are blessed to have unique partnerships with our local hospital, City, VPSF, and University to name a few. The community involvement and business partnerships we cultivate help develop programs and opportunities that promote educational excellence and inclusion. An example of that innovation is a grant awarded at the elementary level by the Bush Foundation. This unique opportunity focuses professional development on literacy training for teachers. It is held in conjunction with our partners at USD.

Of our graduating 2018 seniors, over 90% went on to further their education at a post-secondary institution. Scholarships totaling more than \$1.1 million were awarded to many of these students. Our ACT score of seniors continues to be better than the State average. This year's composite score was 21.6. Vermillion students historically have done well on the Smarter Balanced Assessment. Previous data has revealed that our students are performing ahead of the State average as well as many comparable school districts, in virtually all grades and subject areas.

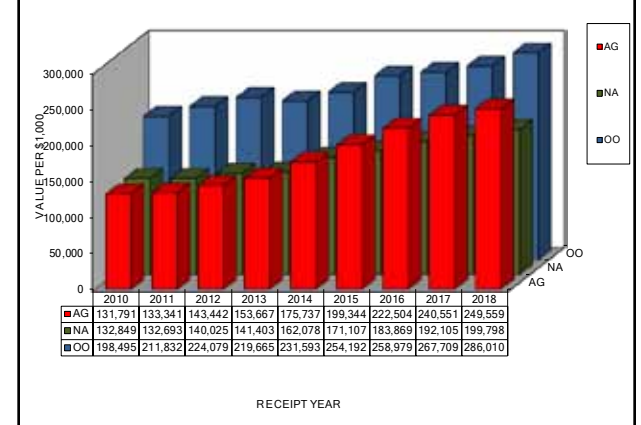
Vermillion Schools are also focused on preparing students to be college, career, and life ready. There is an extensive offering of advanced placement and dual credit classes as well as a variety of career and technical education classes. Both pathways offer students options and provide them with courses that are geared towards student's futures.

Working with our students are teachers, classified staff and administrators who provide needed support and leadership as well as encouragement and care for students to do their very best. Vermillion Schools are dedicated to making certain our students can be successful in the 21st Century. Through a solid foundation of strong community, supportive parents and inspired educators, our students have an opportunity to learn essential academic and life skills.

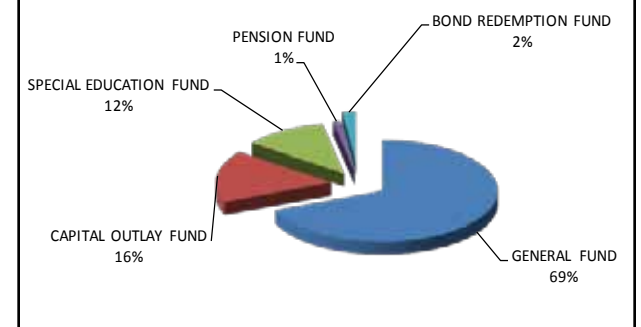
AVERAGE DAILY MEMBERSHIP/FALL ENROLLMENT (20 year history)



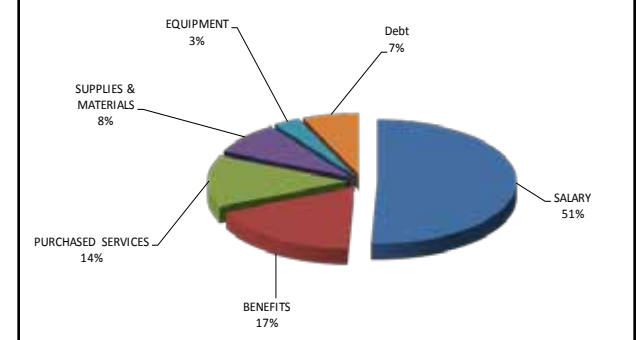
PROPERTY VALUATIONS



TOTAL BUDGETED REVENUES 2018-2019



TOTAL BUDGETED EXPENDITURES 2018-2019



GENERAL FUND LEVY'S

